

Power Track Management

MNTK2



Power Track Management

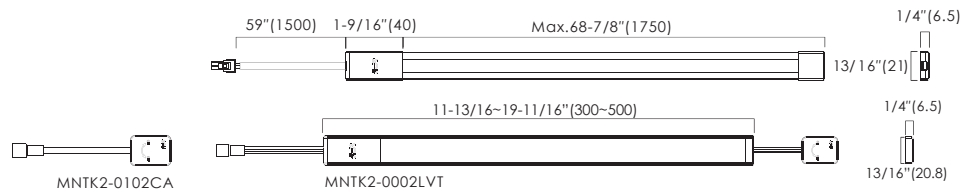
MNTK2









- Track system for low voltage, max 12V, 5A or 24V, 4A
- For adapter, max output 2A.
- Super slim design to be hidden by shelves
- Suitable for shelves of various depths
- Easy installation by double side adhesive tape
- Adapter free installation with no direction limit
- Ta: -13°F~122°F (-25 C ~50 C)
- White and black finishing available



Dimensions: (inches/mm)



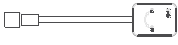



Accessories

Catalog No.	Description	Finish	Length (inch)
MNTK2-69	 MNTK2-0001LVT The track of MNTK2	White	68.9"
MNTK2-69-B	 MNTK2-0001LVT The track of MNTK2	Black	68.9"
MNTK2-48	 MNTK2-0001LVT The track of MNTK2	White	48"
MNTK2-48-B	 MNTK2-0001LVT The track of MNTK2	Black	48"
IC-MNTK2-59	 MNTK2-0101CA Input cable of MINI track, with end cap 59" length + PDL plug (must be between the track and splitter)	White	59"
IC-MNTK2-59-B	 MNTK2-0101CA Input cable of MINI track, with end cap 59" length + PDL plug (must be between the track and splitter)	Black	59"

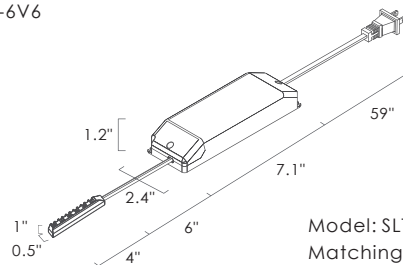
Power Track Management

MNTK2

Accessories

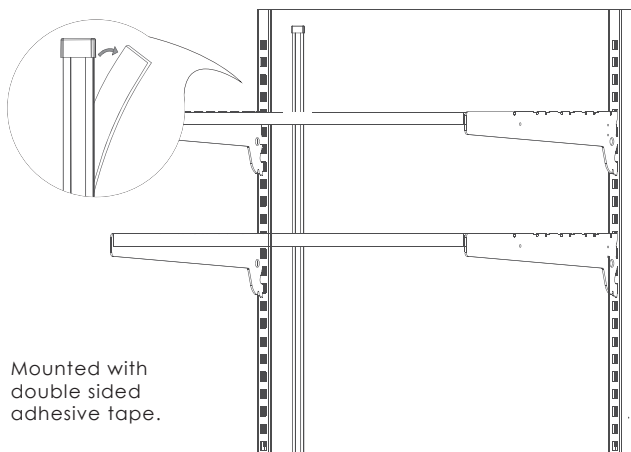
Catalog No.	Description	Finish	Length (inch)
MNTK2-MNVS-2	 MNTK2-0102CA The adaptor of MINI track, with 2" output cable + HAA250G socket Max output 2A.	White	2"
MNTK2-MNVS-2-B	 MNTK2-0102CA The adaptor of MINI track, with 2" output cable + HAA250G socket Max output 2A.	Black	2"
MNTK2-LVT	 MNTK2-0002LVT The slideable adaptor of MINI track, suitable for shelves of various depths. (used between the track and light fixture)	White	12"-20"
MNTK2-LVT-B	 MNTK2-0002LVT The slideable adaptor of MINI track, suitable for shelves of various depths. (used between the track and light fixture)	Black	12"-20"

NA159-7524LA-6V6

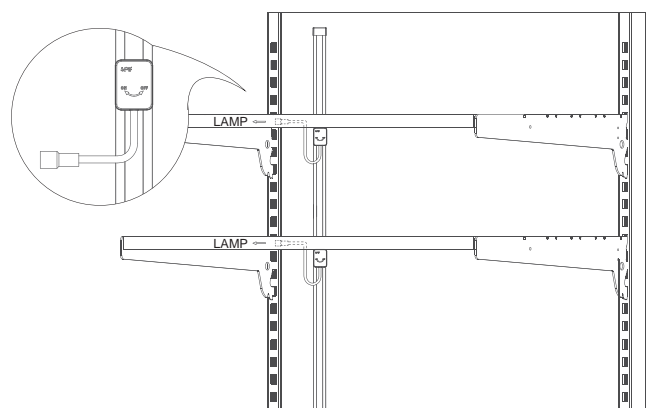


Model: SLT75-24VL-2A
 Matching driver, max. 75W.
 Input: 100-120VAC NA plug 1 + 59" cable.
 Output: 24VDC 6-way splitter JB-6-4 + 6" cable.

Installation:



Mounted with double sided adhesive tape.



Power Track Management MNTK2

Installation:

