

**Instruction Manual**  
**Series: SPARKLE**

**⚠ ATTENTIONS**

Read the instruction carefully before installation, non-observance of this instruction may cause damage to the fixture or hurt to human body. The installation must be carried out by a qualified electrician in accordance with local or national codes. Cut off the power supply before installation and maintenance !

Regularly check the light source, the LED power supply, the cord and other accessories. Any constructive change of the luminaire shall not be permitted. If any part is damaged, the product should not be used, please contact the manufacturer.

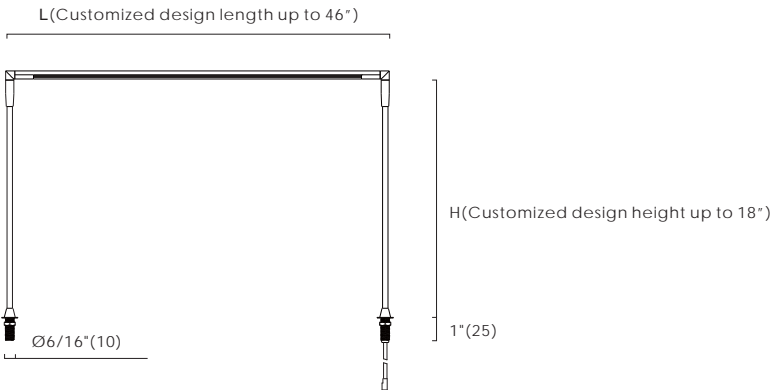
Keep this instruction manual handy for future use.

The light source of these product are non-changeable light diodes(LED).  
Do not disassemble the product, as the light diode can cause damage to the eyes.  
The production is only for indoor and dry location.

Wasted PCB during transit, delivery, use and scrap disposal can cause certain environment damage.  
Please handle it according to "waste electronic products disposal rules" locally.

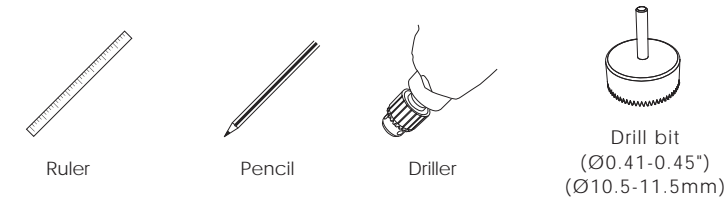
Use only with Class 2 power supply

**Dimension: (Inches/mm)**

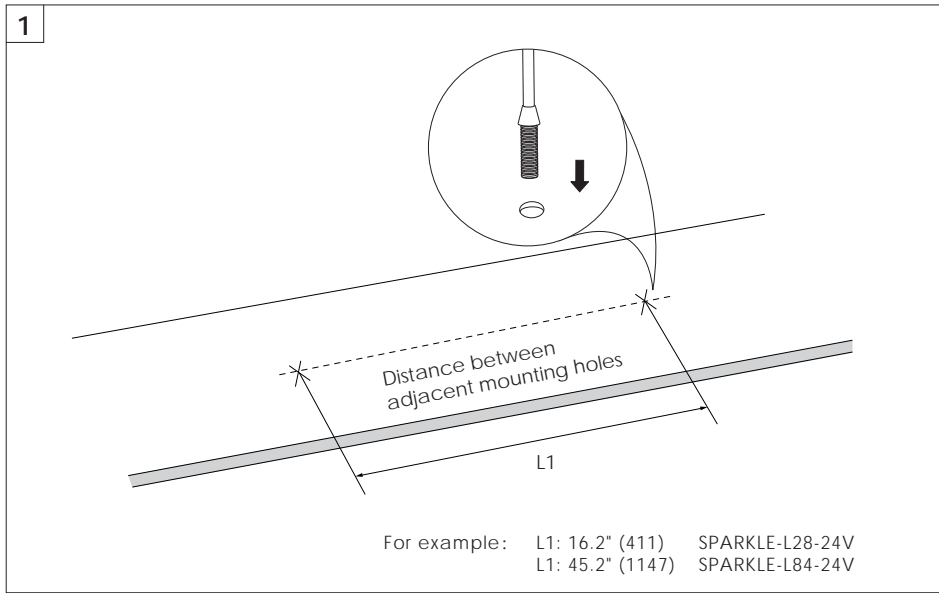


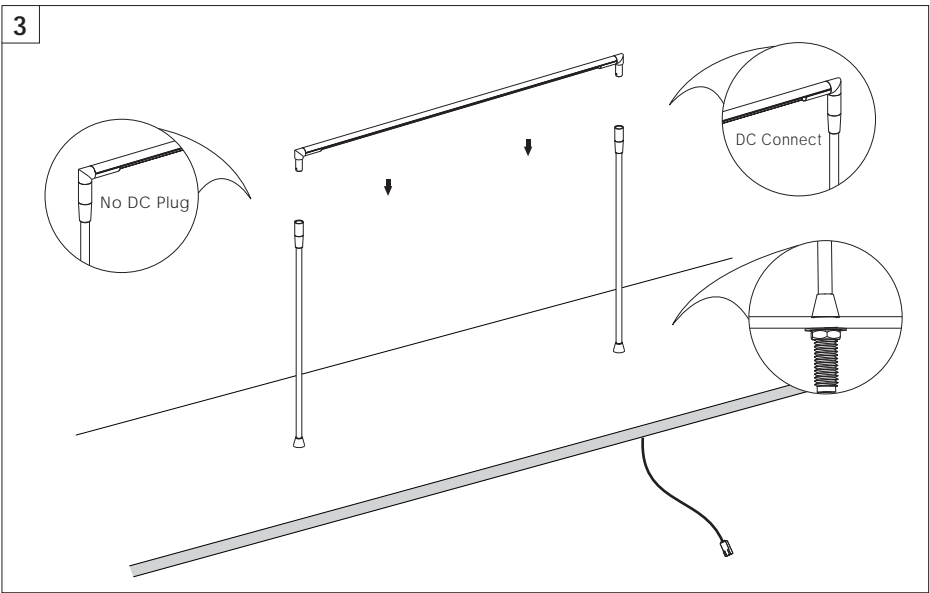
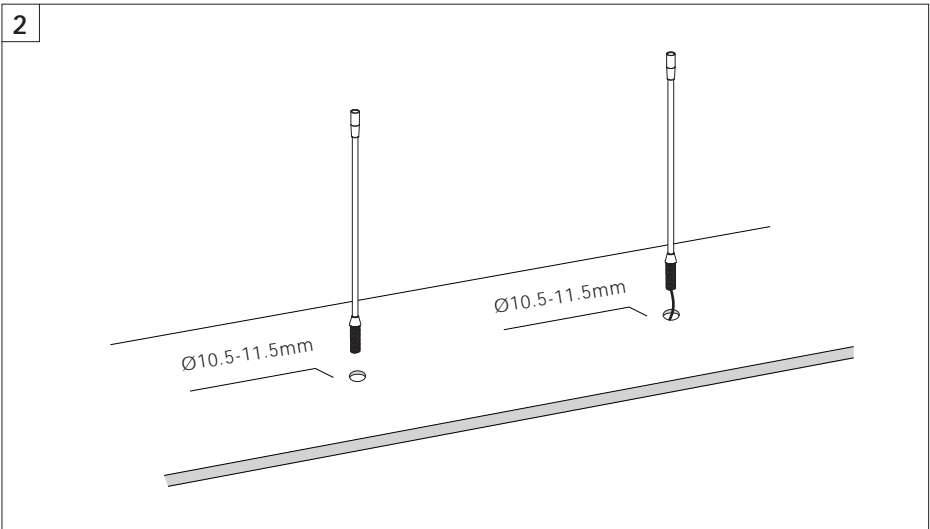
Model	Power (W)	length (L)	Rated Input (VDC)	Minimum Mounting Space(LXWXH)	Ta
SPARKLE-LX-24V-Y	3.7W/ft	12-7/8" ~45-1/2" (327~1156)	24	Depend on sizes of different models	-4°F~95°F (-20 C ~35 C)

**Tools:**

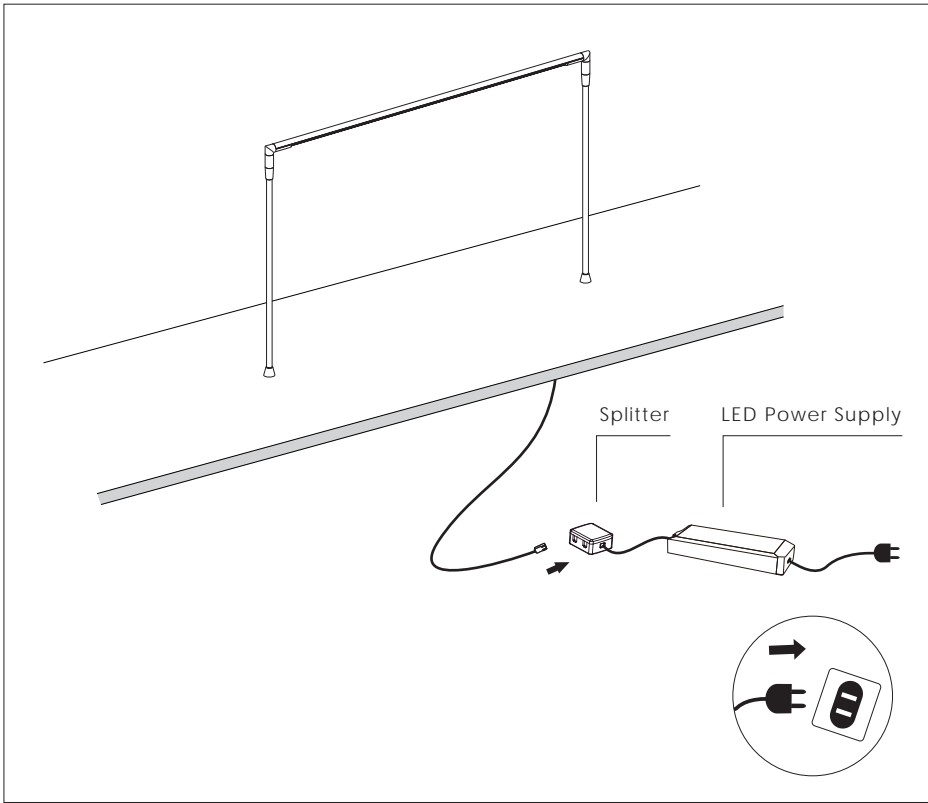


**i Installation:**





**i** Wiring diagram:



**SELF Electronics Co.,Ltd.**  
No. 1345 JuXian Road, Ningbo Hi Tech Park, Ningbo, China 315103