


## Shelf Lighting

### SATIN2



- Line voltage fixture
- Anti-glare is achieved through patented optical design
- Phase cut dimmable

# Shelf Lighting

## SATIN2

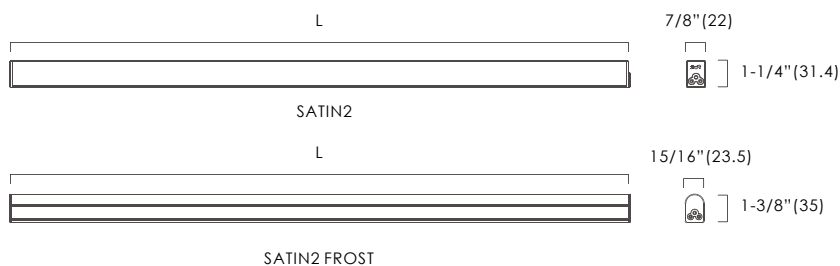


Available Q2 2021

- Quick connection
- Linkable, max. linkable length: 50'@120VAC
- Anti-glare is achieved through patented optical design
- Dimmable, 10%-100% by trailing edge or leading edge dimmers@120VAC
- Lifetime: 50,000hrs( $t_a=95^\circ\text{F}$ ,  $35^\circ\text{C}$ )
- $T_a$ :  $-13^\circ\text{F} \sim 122^\circ\text{F}$  ( $-25^\circ\text{C} \sim 50^\circ\text{C}$ )
- 4w/ft, 450lm/ft
- Material: Aluminum alloy



Dimensions: inches, (mm)



How to order using our catalog numbers

Example: SATIN2-4530K70

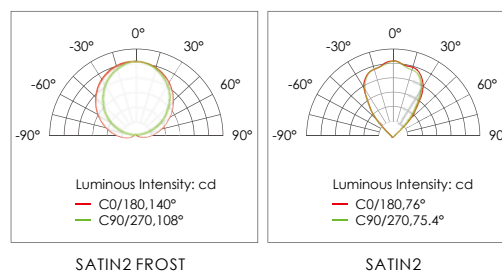
| Series | Lens                                   | Length              | Color Temp                 | Beam Angle  | Finish                     | Installation             |
|--------|--|---------------------|----------------------------|---|----------------------------|--------------------------|
| SATIN2 | [blank] - Reflector<br>R - Round Milky | 45 - 44.8" (1138mm) | 30K - 3000K<br>40K - 4000K | 70° - 70° (SATIN2)<br>[blank] - 120° (SATIN2 FROST) | [blank] - Natural Aluminum | [blank] - Mounting Clips |

### Specifications

| Catalog No.    | Model                  | Rated Input (WAC) | Ra | Power (W) | Luminous flux (TYP@4000K)lm |
|----------------|------------------------|-------------------|----|-----------|-----------------------------|
| SATIN2-4530K70 | SATIN2-L56-120V        | 120               | 85 | 20        | 2200                        |
| SATIN2-4540K70 |                        |                   |    |           |                             |
| SATIN2-R4530K  | SATIN2 FROST-L140-120V | 120               | 85 | 20        | 2200                        |
| SATIN2-R4540K  |                        |                   |    |           |                             |





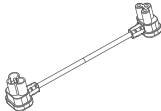

\* Included: 1 pc LED fixture, 2 pcs screws, 2 pcs mounting clips

### Photometrics



# Shelf Lighting

## SATIN2

| Accessories            | Catalog No.          | Description  | Length (inch) |
|------------------------|----------------------|--|---------------|
|                        | IC-SATIN2-59         | <br>Input cable              | 59"           |
|                        | IC-SATIN2-59P        | <br>Input cable              | 59"           |
| Accessories (optional) | Catalog No.          | Description  | Length (inch) |
|                        | MC-SATIN2 (included) | <br>0° mounting clip<br>x2    | -             |
|                        | MC30-SATIN2          | <br>30° mounting clip<br>x2 | -             |
|                        | SC-SATIN2-12         | <br>12" Soft connector     | 12"           |
|                        | HC-SATIN2            | <br>Hard connector          | -             |

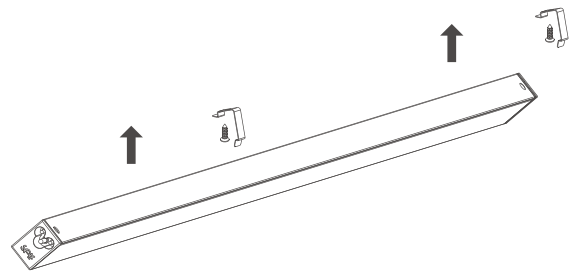
# Shelf Lighting

## SATIN2

---

### Installation

#### 30° Installation



---

#### 0° Installation

