

## Shelf lighting **SAGE**



# Shelf lighting

## SAGE



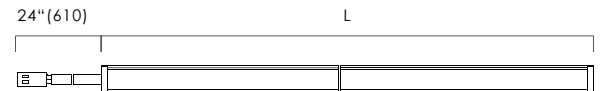
- Plug & play (external power supply)
- Easy installation option
- Short-term shipment with customized length
- Lifetime: 50,000hrs (ta=95°F, 35°C)
- Ta: -13°F~95°F (-25°C~35°C)
- 3W/ft, 300lm/ft (@SAGE)
- 4W/ft, 420lm/ft (@SAGE FROST)
- Material: Aluminum alloy
- Other color temp available



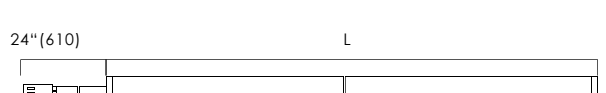
### Dimensions: (inches/mm)

PCB inside Minimum Cuttable Length:  
Flat: 3.9" (100mm)  
Round Milky: 2" (50mm)

SAGE 1/2" (13) 3/16" (5)



SAGE FROST 1/2" (13) 1/2" (13)



How to order using our catalog numbers  
Example: SAGE-R3440K

Series	Lens	Length*	CCT (K)	Energy Efficiency	Finish	Input Cable Length
SAGE	[blank] - Flat R - Round Milky	21 - 20.7" (526mm) 33 - 32.5" (826mm) 45 - 44.3" (1126mm)	30K - 3000K 40K - 4000K	[blank] - 4W/ft 3 - 3W/ft	[blank] - Natural aluminum	[blank] - 24"

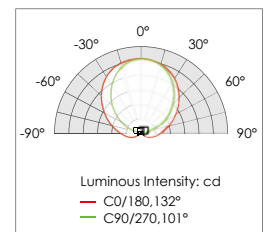
\* Other lengths available

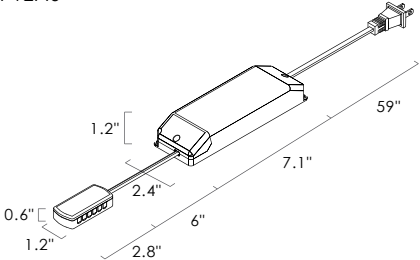
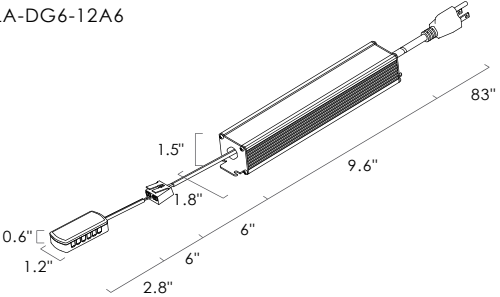
### Specifications

Catalog No.	Model	Rated Input (VDC)	Ra	Power (W)	Luminous flux (TYP@4000K)lm	75W (NA159-7524LA-12A6)
SAGE-2130K3	SAGE-L35-24V	24	85	5	500	13pcs <sup>[1]</sup>
SAGE-2140K3	SAGE-L35-24V	24	85	5	500	13pcs <sup>[1]</sup>
SAGE-3330K3	SAGE-L56-24V	24	85	8	800	8pcs <sup>[1]</sup>
SAGE-3340K3	SAGE-L56-24V	24	85	8	800	8pcs <sup>[1]</sup>
SAGE-4530K3	SAGE-L77-24V	24	85	11	1100	6pcs <sup>[1]</sup>
SAGE-4540K3	SAGE-L77-24V	24	85	11	1100	6pcs <sup>[1]</sup>
SAGE-R2130K	SAGE FROST-L70-24V	24	85	6.7	705	9pcs <sup>[1]</sup>
SAGE-R2140K	SAGE FROST-L70-24V	24	85	6.7	705	9pcs <sup>[1]</sup>
SAGE-R3330K	SAGE FROST-L112-24V	24	85	10.7	1125	6pcs <sup>[1]</sup>
SAGE-R3340K	SAGE FROST-L112-24V	24	85	10.7	1125	6pcs <sup>[1]</sup>
SAGE-R4530K	SAGE FROST-L154-24V	24	85	14.7	1545	4pcs <sup>[1]</sup>
SAGE-R4540K	SAGE FROST-L154-24V	24	85	14.7	1545	4pcs <sup>[1]</sup>

\* Included: 1pc LED fixture, 2pcs Screws, 2pcs Mounting clips.  
[1]: Max. Pcs Per UL Listed LED Power Supply.





### Photometrics



Accessories	Catalog No.	Description	Length (inch)
	NA159-7524LA-12A6	 <p>Model: SLT75-24VL-2A Matching driver, max. 75W. Input: 100-120VAC NA plug 1 + 59" cable. Output: 24VDC 12-way splitter JB-12A + 6" cable.</p>	
	NA383-9624DLA-DG6-12A6	 <p>Model: SLD96-24VC-UN1-A Matching 1-10V dimmable driver, max. 96W. Input: 120-250VAC NA3 plug + 83" cable. Output: 24VDC DG238 DEGSON connector + 6" cable + 12-way splitter JB-12A + 6" cable.</p>	

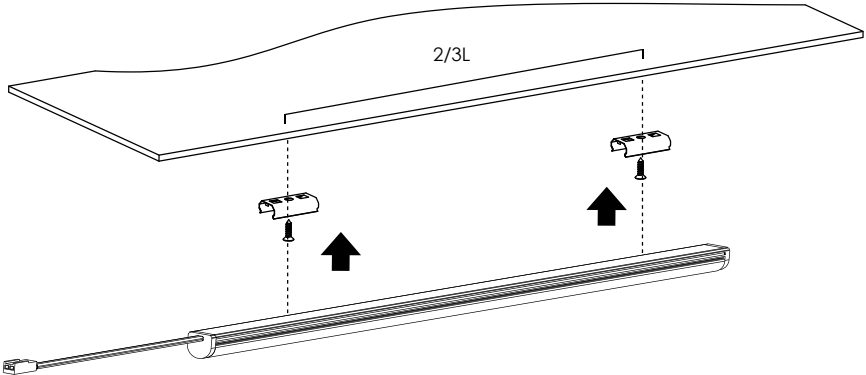
# Shelf lighting

## SAGE

Accessories (optional)	Catalog No.	Description	Length (inch)
	MC-AR (included)		-
		0° mounting clip x 2	
	MMC-SAGE		-
		0° mounting clip x 2	
	MMC-AR		-
		0° magnetic mounting clip x 2	
	MMC45-AR		-
		45° magnetic mounting clip x 2	

Installation

Non-magnetic mounting installation



Magnetic mounting installation

