

Cove Lighting CREST



Cove Lighting

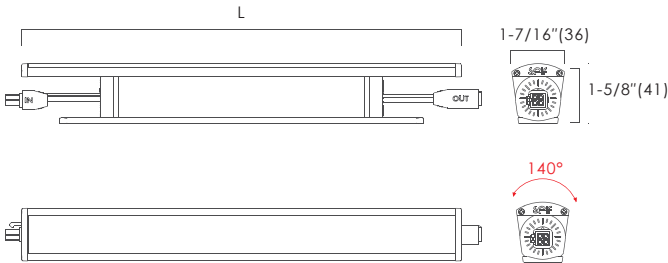
CREST



- Quick connection
- Dimmable, 1-10V dimming to 10%-100%
- Dark spot free at the linking point
- Linkable, max. linkable length: 120' @ 120VAC, 200' @ 277VAC
- Lockable, precision aiming adjustment: $\pm 70^\circ$ vertical rotation
- Lifetime: 50,000hrs ($t_a=95^\circ\text{F}$, 35°C)
- T_a : $-4^\circ\text{F} \sim 95^\circ\text{F}$ ($-20^\circ\text{C} \sim 35^\circ\text{C}$)
- 5W/ft, 550lm/ft
- Material: Aluminum alloy
- Other color temp available.



Dimensions: inches, (mm)



How to order using our catalog numbers
Example: CREST-1230K

Series	Length	CCT (K)	Beam Angle	Finish	Installation
CREST	12 - 11.8"(300mm)	27K - 2700K	- 110°	- Silver	- Screw Mounting
	48 - 47.2"(1200mm)	30K - 3000K			
		35K - 3500K			
		40K - 4000K			

Specifications

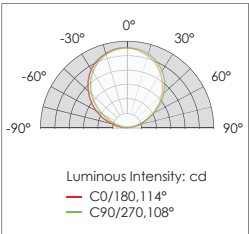
Catalog No.	Model	Rated Input (VAC)	Ra	Power (W)	Luminous flux (TYP@4000K)lm
CREST-1227K	CREST-L12-277V	120-277	90	5	550
CREST-1230K					
CREST-1235K					
CREST-1240K					
CREST-4827K	CREST-L48-277V	120-277	90	20	2200
CREST-4830K					
CREST-4835K					
CREST-4840K					

* Included: 1pc LED fixture, 2pcs screws.

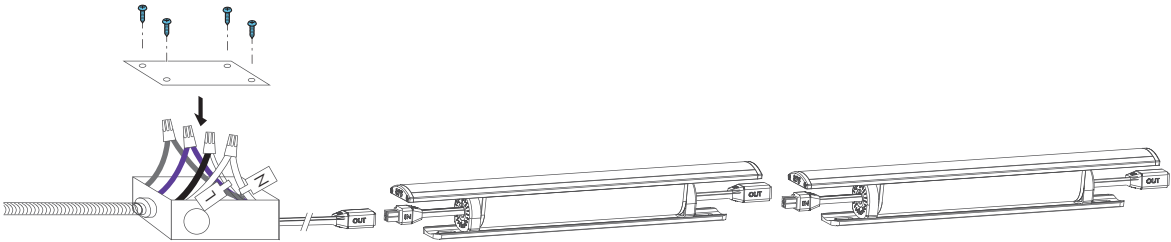
Cove Lighting

CREST

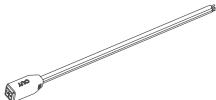
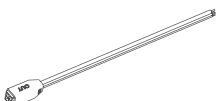
Photometrics






Wiring Diagram



Accessories

Catalog No.	Description	Length (inch)
IC-CT2-59	 Input cable	59"
IC-CT2-120	 Input cable	120"

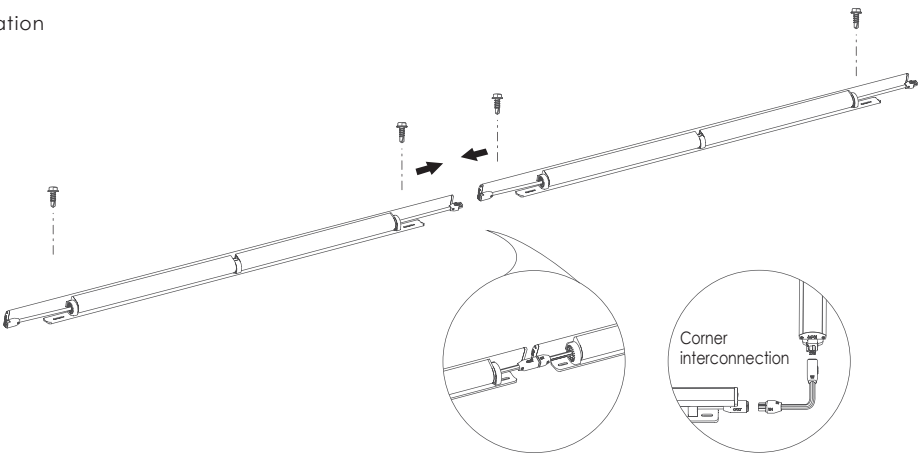
Accessories(optional)

Catalog No.	Description	Length (inch)
SC-CT2-12	 Soft connector	12"
SC-CT2-59	 Soft connector	59"
TK-CT-79	 Track including 3pcs screws	79"

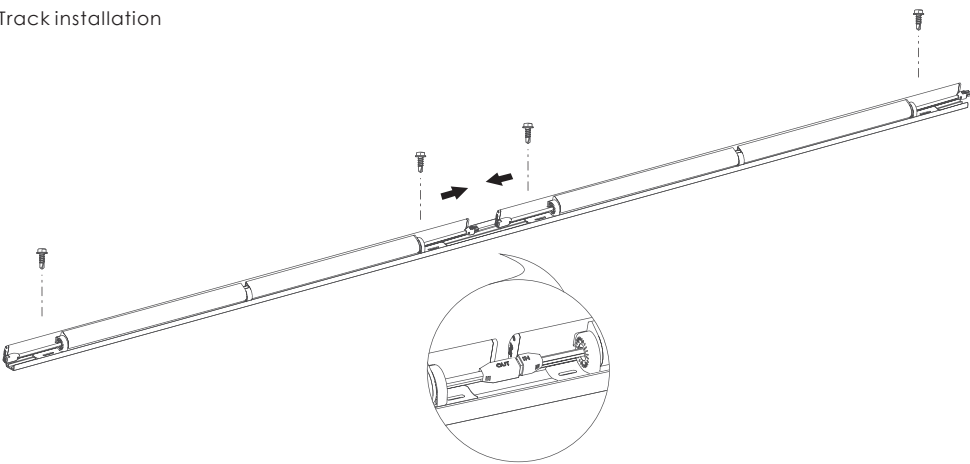
Cove Lighting CREST

Installation

Screw installation



Track installation



Installation

Application

