

# Motion Sensor SMP301A



## Features

### Microwave detection

When human-body or object moves in the detection range, lights will be on. When human-body leaves the detection range or no motion detected in the detection range, lights will be off after delay time.

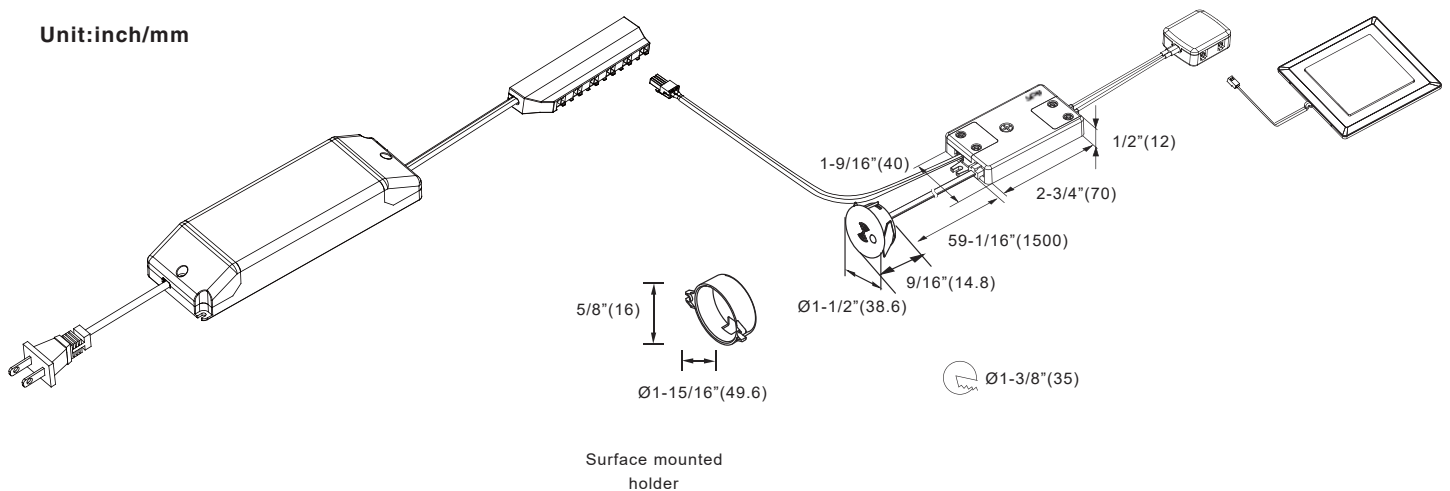
### Tips

The detection can penetrate non-metal material, such as wooden board, glass, plastics, etc., except metal material. The detection range will decrease compared with those of barrier-free. Sensitivity can be adjusted according to measured value at installation time.

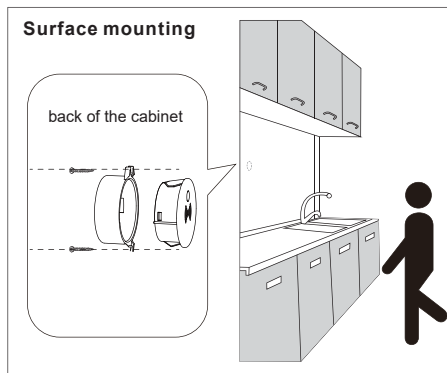
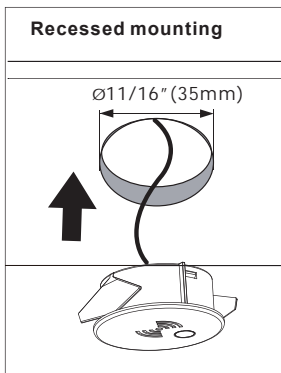
## Tech Specs

Rated input voltage: 3.3V  
Rated output : On/Off Signal  
Current consumption(max): 10mA  
Working frequency: 5.8GHz  
Detection range: 33'(10m) Max  
Detection area: 25%、50%、75%、100% (DIP selection)  
Detection angle: 120°  
Delay time: set by controller  
Daylight threshold: 40 ~ 160 lux, disabled  
Dimensions: Ø1-1/2"(38.6mm)x9/16"(14.8mm)

Unit: inch/mm

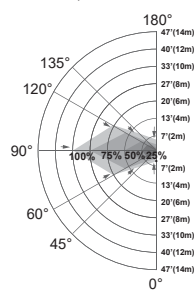


Surface mounted holder



Side mounting height: 7'(2m)

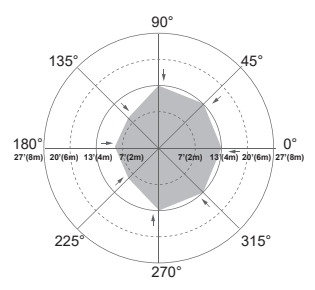
Vertical direction detect area:  
25%、50%、75%、100%(DIP selection), without obstruction



Movement (Speed 1ft/s)

Ceiling mounting height: 10'(3m)

Max Detect area  
100% area



Movement (Speed 1ft/s)

## Order information

Order.No.	Type	Model	Description
09P-SHEB60-4A6	Controller	SHE-B-60	Motion controller
SMP301A	Sensor	SMP301A	Motion sensor with daylight detection
SMH-SMP301A	Accessory	SMP301A-0201MCA	Surface mounted holder
NA159-4024LA-6V6	Power supply	SLT40-24VL-UN-A	Input: 100-120VAC NA plug 1 + 59" cable. Output: 24VDC/40W, 6-way splitter JB-6-4 + 6" cable.