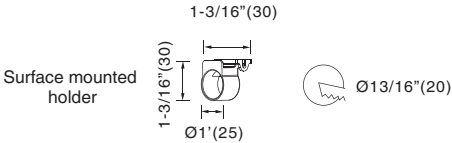
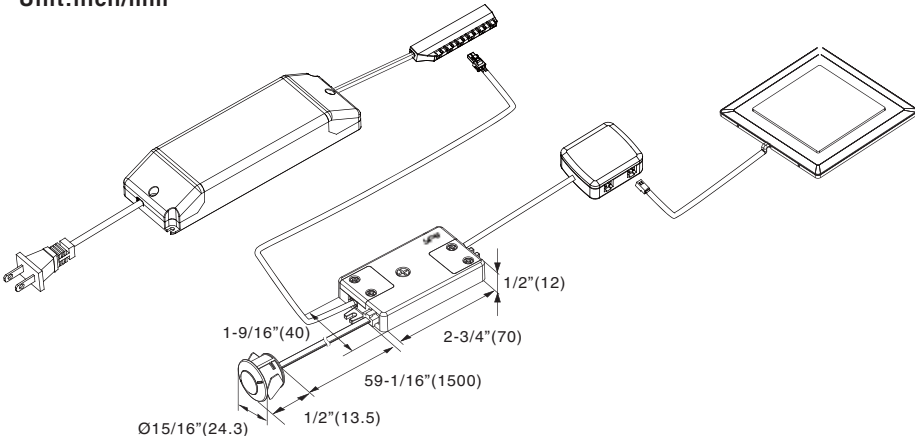


Motion controller (Low Voltage)

SHE-B-60

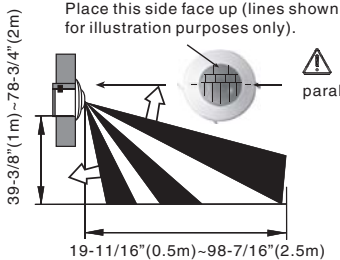


Unit:inch/mm

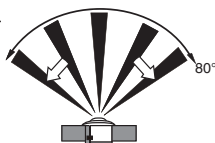


Recessed mounting

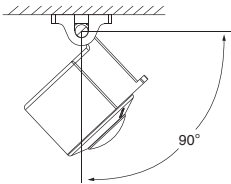
SIDE VIEW



TOP VIEW



Surface mounting



Order information

Cat.No.	Type	Model	Description
09P-SHEB60-4A6	Controller	SHE-B-60	Motion controller with daylight detection,included 59" PIR sensor and 4-way distributor
SMH-PIR	Accessory	SLF8.667.390	Surface mounted holder
NA159-4024LA-6V6	Power supply	SLT40-24VL-UN-A	40W constant voltage driver Input: 100-120VAC NA plug 1 + 59" cable. Output: 24VDC 6-way splitter JB-6-4