

## Vaportight Lighting **TINA3**



- 0/1-10V dimmable
- Waterproof IP65

# Vaportight Lighting

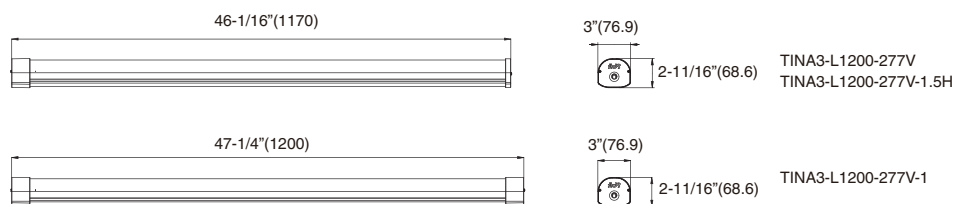
## TINA3



- Even light distribution
- Linkable available, max. linkable length: 72' @ 120VAC, 156' @ 277VAC
- Dimmable, 1-10V dimming to 10%-100%
- IP rating: IP65 (for wet locations)
- Lifetime: 50,000hrs (ta=95°F, 35°C)
- Ta: -13°F~-122°F(-25°C~35°C)
- 10.5W/ft, 1575 lm/ft(@ 4000K)



### Dimensions: inches, (mm)



### How to order using our catalog numbers

Example: TINA3-4835K-EM

Series	Length	CCT (K)	Beam Angle	Finish	Installation	Finish
TINA3	48 - 47.2"(1200mm)	30K - 3000K 35K - 3500K 40K - 4000K	[blank] - 140°	[blank] - PC	[blank] - Mounting Clips	L - Linkable EM - Emergency

### Specifications

Catalog No.	Model	Rated Input (VAC)	Ra	Power (W)	Luminous flux (TYP@4000K)lm	Ta	Max. Linkable
TINA3-4830K							
TINA3-4835K	TINA3-L120-277V	120-277	85	42	6300	-13~104°F (-25~40°C)	Unlinkable
TINA3-4840K							
TINA3-4830K-L							
TINA3-4835K-L	TINA3-L120-277V-1	120-277	85	42	6300	-13~104°F (-25~40°C)	34pcs @ 277VAC 14pcs @ 120VAC
TINA3-4840K-L							
TINA3-4830K-EM							
TINA3-4835K-EM	TINA3-L120-277V-1.5H	120-277	85	45	6300	-13~104°F (-25~40°C)	Unlinkable
TINA3-4840K-EM							

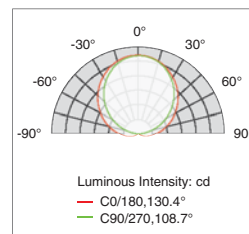
\* For TINA3-L1200-277V-1.5H

Battery: Rechargeable LiFePO4 6.4V, min 90-minute emergency illumination  
 Battery charge time: 24hours  
 Emergency output: Constant power 8W, 1400lm  
 Test Button: press<2s(emergency function testing)  
 press>2s(close the emergency function)  
 red LED ON(battery charging)  
 red LED OFF(battery no charging)

# Vaportight Lighting

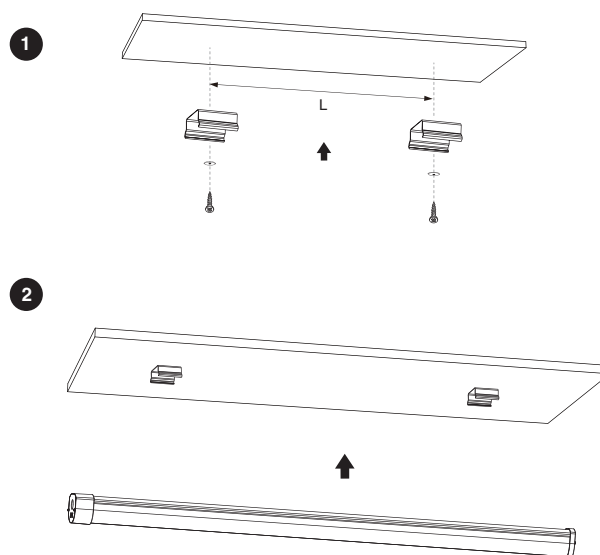
## TINA3

### Photometrics

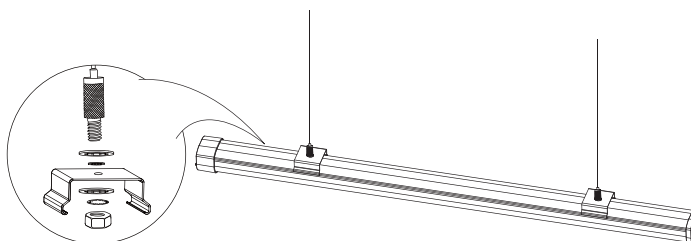


### Installation

#### Surface mounting



#### Pendant mounting

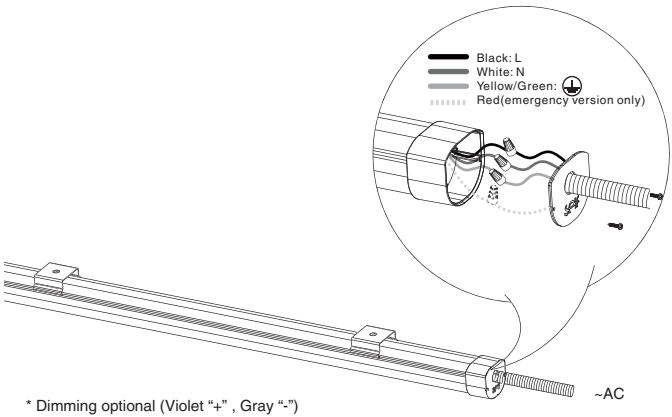


# Vaportight Lighting

## TINA3

Wiring

Wiring



Linkable wiring  
(TINA3-L1200-277V-1)

