

## Cove Lighting **CREST2**



# Cove Lighting

## CREST2



- Quick connection
- Dimmable, 1-10V dimming to 10%-100%
- Dark spot free at the linking point
- Linkable, max. linkable length: 120' @ 120VAC, 200' @ 277VAC
- Lockable, precision aiming adjustment:  $\pm 75^\circ$  vertical rotation
- Lifetime: 50,000hrs ( $t_a=95^\circ\text{F}$ ,  $35^\circ\text{C}$ )
- $T_a$ :  $-4^\circ\text{F}$ ~ $95^\circ\text{F}$  ( $-20^\circ\text{C}$ ~ $35^\circ\text{C}$ )
- 5W/ft, 650lm/ft
- Material: Aluminum alloy



Dimensions: inches, (mm)



How to order using our catalog numbers  
Example: CREST-1230K

Series	Length	CCT (K)	Beam Angle	Finish	Installation
CREST2	12 - 11.8"(300mm) 48 - 47.2"(1200mm)	30K - 3000K 35K - 3500K 40K - 4000K	[blank] - 110°	[blank] - Natural Aluminum	[blank] - Screw

### Specifications

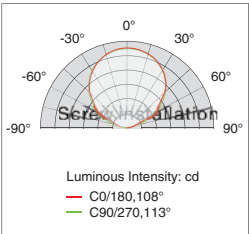
Catalog No.	Model	Rated Input (VAC)	Ra	Power (W)	Luminous flux (TYP@4000K)lm
CREST2-1230K CREST2-1235K CREST2-1240K	CREST2-L300-277V-A	120-277	92	5	575
CREST2-4830K CREST2-4835K CREST2-4840K	CREST2-L1200-277V-A	120-277	92	20	2700

\* Included: 1pc LED fixture, 2pcs screws, 1pc cable end cap.

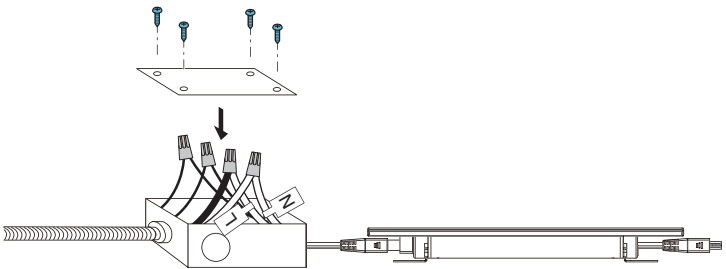
# Cove Lighting

## CREST2


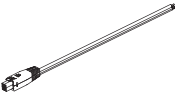
### Photometrics





### Wiring Diagram



### Accessories

Catalog No.	Description	Length (inch)
IC-CREST2-59	 Input cable	59"
IC-CREST2-120	 Input cable	120"

### Accessories(optional)

Catalog No.	Description	Length (inch)
SC-CT2-12	 Soft connector	12"
SC-CT2-59	 Soft connector	59"

# Cove Lighting CREST2

## Installation

