


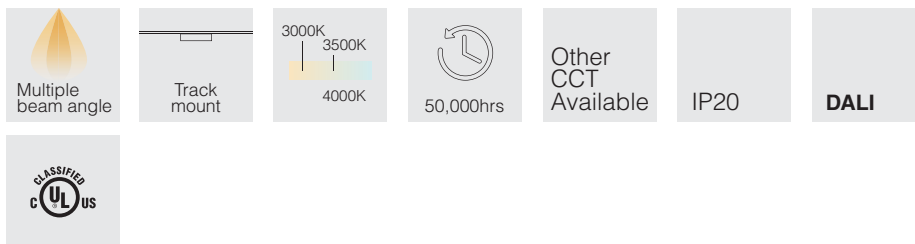


TELEP S

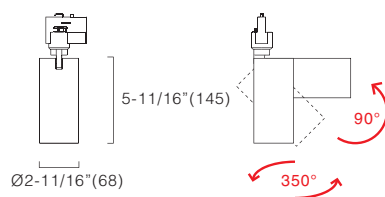
- Compact design
- Compatible with 3 circuits track
- Available with swivel heads, allows swiveling up to 90 ° and rotation of 350°
- Lifetime: 50,000hrs (L80, ta=95°F, 35°C)
- Ta:-4°F~95°F (-20°C~35°C)
- Material: Aluminum alloy
- DALI version available.



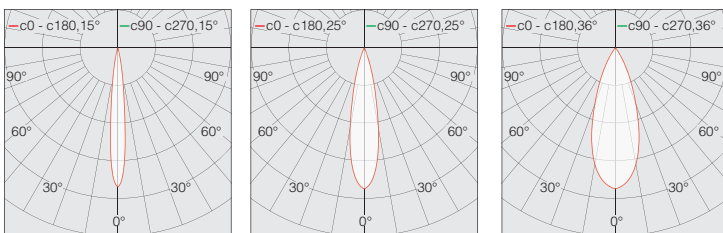
APPLICATION



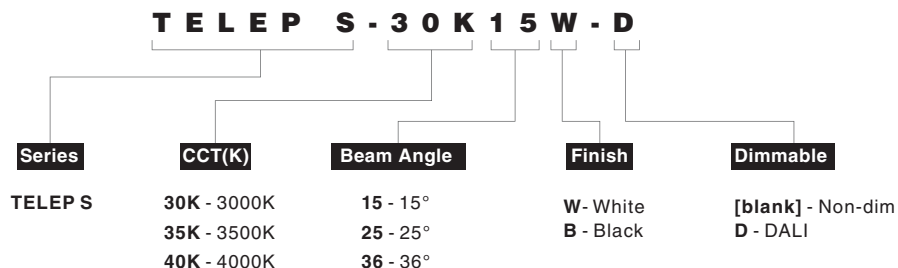
Dimensions: inches, (mm)



Photometrics



How to order using our catalog numbers



Specifications

Catalog No.	Model	Rated Input (VAC)	Ra	Power (W)	Beam angle	Luminous flux (lm)
TELEP S-30K15W	TELEP2-R1-277V	120-277	92	20	15°	1650
TELEP S-35K15W						1760
TELEP S-40K15W						1880
TELEP S-30K25W					25°	1690
TELEP S-35K25W						1810
TELEP S-40K25W						1820
TELEP S-30K36W					36°	1740
TELEP S-35K36W						1880
TELEP S-40K36W						2000
TELEP S-30K15B					15°	1650
TELEP S-35K15B						1760
TELEP S-40K15B						1880
TELEP S-30K25B	TELEP2-R1-277V-D	120-277	92	20	25°	1690
TELEP S-35K25B						1810
TELEP S-40K25B						1820
TELEP S-30K36B					36°	1740
TELEP S-35K36B						1880
TELEP S-40K36B						2000
TELEP S-30K15W-D					15°	1650
TELEP S-35K15W-D						1760
TELEP S-40K15W-D						1880
TELEP S-30K25W-D					25°	1690
TELEP S-35K25W-D						1810
TELEP S-40K25W-D						1820
TELEP S-30K36W-D					36°	1740
TELEP S-35K36W-D						1880
TELEP S-40K36W-D						2000
TELEP S-30K15B-D	TELEP2-R1-277V-D	120-277	92	20	15°	1650
TELEP S-35K15B-D						1760
TELEP S-40K15B-D						1880
TELEP S-30K25B-D					25°	1690
TELEP S-35K25B-D						1810
TELEP S-40K25B-D						1820
TELEP S-30K36B-D					36°	1740
TELEP S-35K36B-D						1880
TELEP S-40K36B-D						2000